

# 1/8 (3.0mm) UNIVERSAL SPACER

To be used in conjunction with levolution tile leveling and spacing system.

The 1/8 (3.0mm) Universal Spacer (Fig 4) is an all in one spacer that is designed to convert into three different spacers. By removing one tab (Fig 1) it converts into a Tee Spacer, remove two tabs (Fig 2) it becomes a Flat Spacer.

The Cross Spacers are used where the four corners of the tiles meet (Fig 4) The Tee Spacers are used where the tiles are laid in a brick style pattern (Fig 5) The Flat spacer is primarily used between two tiles where there is no intersection. (Fig 6) The top view of the spacer (Fig 2) shows the holes in the base of the spacer that allows adhesives to flow through to prevent voids in the corners and give maximum coverage and grip. The spacer has also been designed to snap off cleanly at the base (Fig 4) so the spacer can be fully removed after adhesive has set. See website for installation videos. The maximum tile thickness that can be used (Fig 3) is 5/8 (16mm)



## Spacer size

1/8in (3.0mm) Fig 1

## Maximum tile thickness that can be used

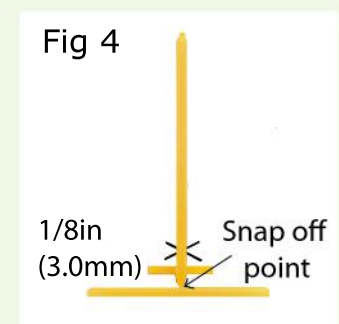
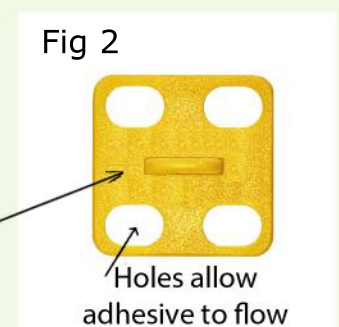
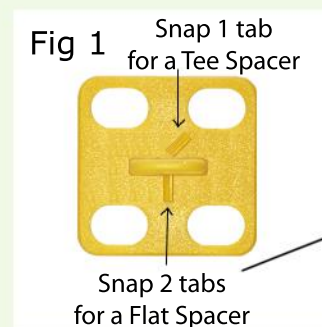
5/8in (16mm) Fig 2

## Coverage

See table on following page

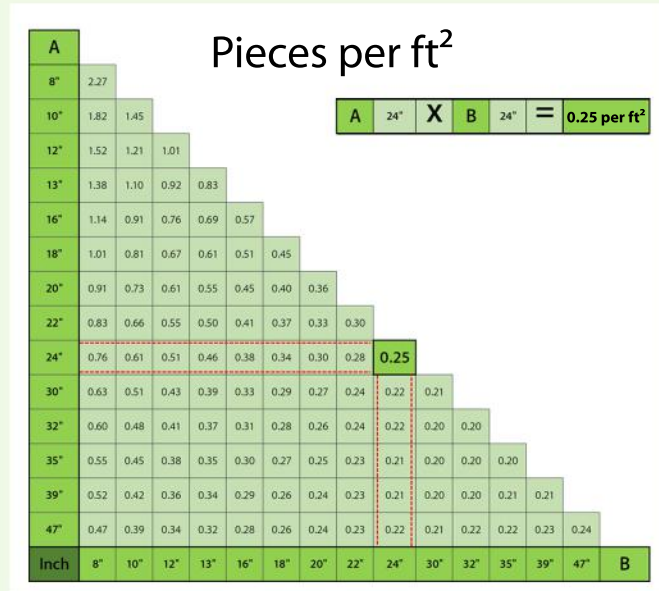
## Packaging

Bags of 50 units



# 1/8 (3.0mm) UNIVERSAL SPACER

Calculator for estimating spacers or caps required per per ft<sup>2</sup>



Calculator for estimating spacers or caps required per per m<sup>2</sup>

